

JG-1 ASSEMBLY STEP


1. Tighten the handdrip




2. Install the vertical scroll bar




3. Install the horizontal scroll bar



4. Install the screw of the bar



5. Fix the "D" "F" "G" screws




6. Install the rocker




7. Install the fixedblock




8. Fix the "A" "B" "C" screws



9. Install the tray



10. Tighten the screws of the fixedblock.



11. The assembled JG-1

